


AX-RM1F

Single Relay Module Fixed Switchpoint Module

AXIO



Product overview

The AX-RM1F provides a switched contact from a 0-10Vdc input signal. The module is an alternative to the AX-RM1-12DC relay module, with the added advantages of a very small current demand from the 0-10V signal and ON/OFF/AUTO links. The AX-RM1F has a fixed switchpoint of around 5V. The module is available with two different output contact configurations - refer to order codes. The module is supplied in a DIN rail carrier for mounting on TS35 section DIN rail and features high quality rising clamp terminals for ease of connection.

Features

- 0-10Vdc Input
- Fixed Switch-point approximately 5Vdc
- 24Vac/dc powered
- DIN Rail Mounting
- ON/OFF/AUTO Links for commissioning
- LED Indication of relay status

Product specifications

Input Signal:	0 to 10Vdc. Load resistance 10K Ω	
	AX-RM1-F	AX-RM1F-2NO
Output Contacts:	1 x Change-over	2 x Normally open contacts with single common
Contact Rating:	12A at 250Vac (resistive)	8A at 125Vac (resistive) each contact
Power Supply:	24Vac \pm 10% at <30mA, or 24Vac \pm 10% at <60mA	
Fixed Switchpoint:	5Vdc (off below 4V, on above 6V)	
Hysteresis:	Approximately 1V (prevents false triggering with slowly rising input signals)	
Manual Override:	ON/OFF/AUTO (link selectable)	
LED Indication:	ON when relay energised	
Terminals:	Rising clamp for 0.5-1.5mm ² cable	
Ambient Temperature:	0 to 50°C	
Dimensions/Weight:	82mm(H) x 23mm(W) x 43mm(D) / 70g	
Country of Origin:	United Kingdom	

Order Online at:

www.annicom.com

Email orders and enquiries to:

Sales@annicom.com

Order codes

AX-RM1F	Single Relay Module Fixed Switch-point with change-over contact
AX-RM1F-2NO	Single Relay Module Fixed Switch-point with two normally-open contacts

ANNICOM

© Copyright Annicom 2019. All Rights Reserved

Annicom Ltd

Unit 21, Highview, Bordon, Hampshire. GU35 0AX

Tel: +44 (0)1420 487788 Fax: +44 (0)1420 487799

Email: sales@annicom.com Website: www.annicom.com

Installation

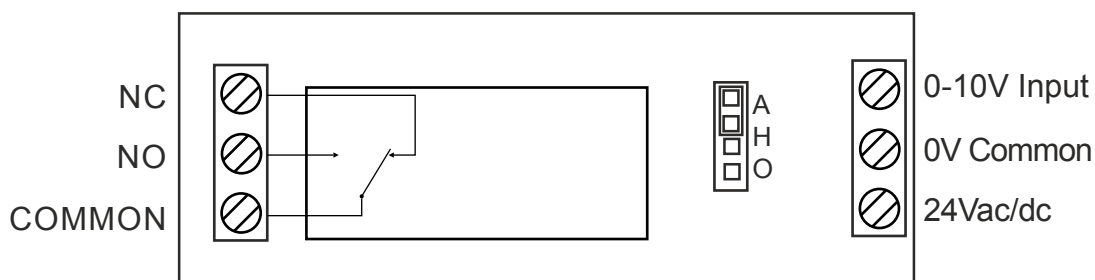
The AX-RM1F should be installed by a suitably qualified technician in conjunction with any guidelines for the equipment which it is to be connected to. Field wiring should be installed to satisfy the requirements set out by the manufacturer of the equipment that the module is being connected to using screened cabled where necessary.

WARNING

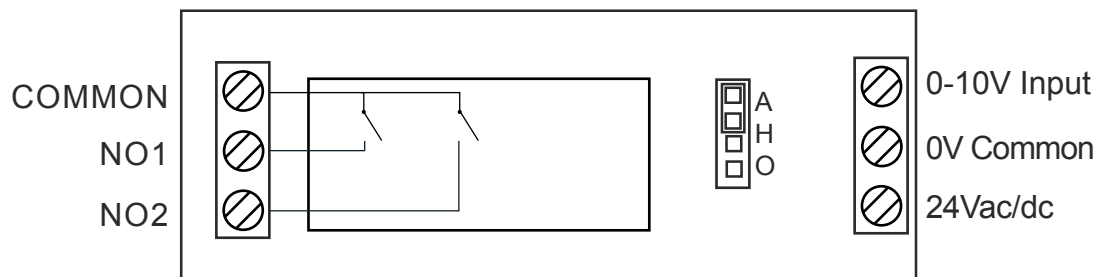
The AX-RM1F may be used to switch high voltages. Dangerous voltages may be present on the module. Ensure that the power is isolated before working on this module.

Connections

AX-RM1F



AX-RM1F-2NO



AHO Jumper Link:

A Position:

The module responds to a 0 to 10Vdc Input signal and the relay energises at approximately 5Vdc.

H Position:

The relay is energised, regardless of the input signal.

O Position:

The relay does not operate regardless of the input signal.